



National Marine Manufacturers Association

nmma.org

ECONOMIC SIGNIFICANCE OF RECREATIONAL BOATING IN COLORADO

CONGRESSIONAL DISTRICT 1

Number of Recreational Boats*	5,531
Recreational Boating Industry Businesses	30
Total Jobs	418
Annual Recreational Boating-Related Spending	\$22.2 MILLION

TOTAL ANNUAL ECONOMIC IMPACT OF RECREATIONAL BOATING:

\$52.5 MILLION

RECREATIONAL BOATS IN CO-1

TOTAL BOATS* ▶ 5,531

REGISTERED BOATS

Power boats	5,531
PWCs	4,088
Sailboats	970
Other Boats	449
	24

HOUSEHOLDS PER BOAT

57.3



POWER BOATS

74%



PWCs

18%



SAILBOATS

8%



OTHER BOATS

0%



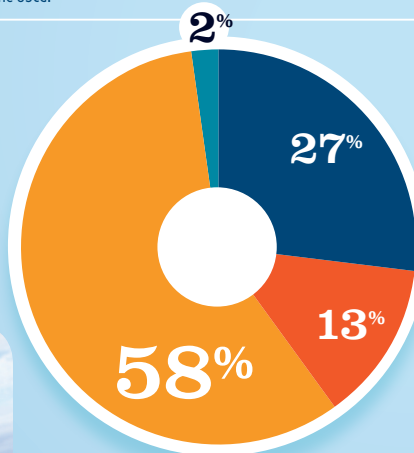
* Total boats are registered boats as reported by states to the USCG.

RECREATIONAL BOATING CREATES JOBS IN CO-1

TOTAL BOATING JOBS

▶ 402

Boat Building	-
Motor / Engine Mfr.	9
Accessory / Supplies Mfr.	233
Dealers / Wholesalers	53
Boat Services	107



● BOAT BUILDING †
● MOTOR/ENG. MFR.
● ACC./SUPPLIES MFR.
● DLRS/WHOLESALERS
● BOAT SERVICES

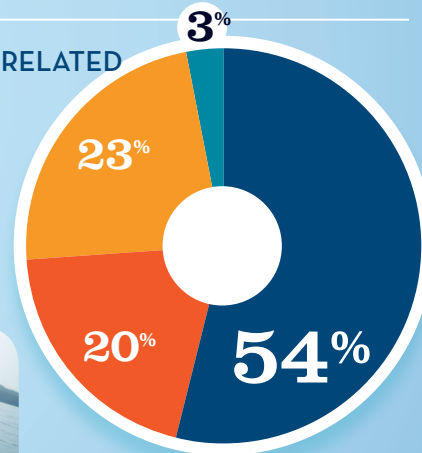
† 0%

RECREATIONAL BOATING-RELATED BUSINESSES IN CO-1

TOTAL BUSINESSES

▶ 30

Boat Building	-
Motor / Engine Mfr.	1
Accessory / Supplies Mfr.	7
Dealers / Wholesalers	6
Boat Services	16



● BOAT BUILDING †
● MOTOR/ENG. MFR.
● ACC./SUPPLIES MFR.
● DLRS/WHOLESALERS
● BOAT SERVICES

† 0%

ESTIMATED JOBS IMPACT OF RECREATIONAL BOATING-RELATED SPENDING IN CO-1

EST. TOTAL JOBS

▶ 418

EST. TOTAL LABOR INCOME

\$17.2 MILLIONS

Est. Direct Income	\$7.0
Est. Indirect Income	\$4.3
Est. Induced Income	\$5.9

135

INDUCED JOBS



77

INDIRECT JOBS



206

DIRECT JOBS

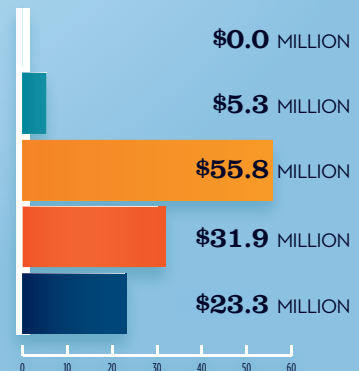


RECREATIONAL BOATING INDUSTRY SALES IN CO-1

Boat Building	\$0.0
Motor / Engine Mfr.	\$5.3
Accessory / Supplies Mfr.	\$55.8
TOTAL MFR. SALES	\$61.1

Dealers / Wholesalers	\$31.9
Boat Services	\$23.3
TOTAL RETAIL & SERVICES SALES	\$55.2

● BOAT BUILDING
● MOTOR/ENG. MFR.
● ACC./SUPPLIES MFR.
● DLRS/WHOLESALERS
● BOAT SERVICES



Source: NMMA's Center of Knowledge; Recreational Marine Research Center at Michigan State University